

CITIZENS' GUIDE TO LOCAL UNIT FINANCES - Alpine Township - Kent

	<u>2011</u>	<u>2012</u>	<u>2013</u>	<u>2014</u>	<u>2015</u>	<u>Per capita information</u>	
						<u>2014</u>	<u>2015</u>
Statement Of Revenue & Expense							
All governmental funds							
Revenues							
Taxes	933,780	860,142	788,150	805,117	823,205	58	62
Licenses & Permits	227,512	269,274	347,072	295,191	326,303	21	24
Federal Government	-	-	-	-	-	-	-
State Government	900,533	973,319	981,613	1,016,123	1,278,747	74	96
Local Contributions	-	-	-	-	-	-	-
Charges for Services	145,823	173,089	225,234	161,707	180,810	12	14
Fines & Forfeitures	-	-	-	-	-	-	-
Interest & Rents	111,285	115,881	86,715	40,993	29,507	3	2
Other Revenues	387,004	295,952	639,972	2,185,028	1,084,954	158	81
Total Revenues	2,705,937	2,687,657	3,068,756	4,504,159	3,723,526	327	279
Expenditures							
General Government	644,020	644,986	609,400	641,653	687,593	47	52
Police & Fire	733,064	639,856	625,608	662,792	741,880	48	56
Other Public Safety	92,945	203,997	155,183	221,700	101,189	16	8
Roads	-	-	-	-	-	-	-
Other Public Works	143,630	229,948	206,768	190,975	316,680	14	24
Health & Welfare	-	-	-	-	-	-	-
Community/Econ. Development	89,951	96,459	101,107	110,822	112,018	8	8
Recreation & Culture	40,442	41,367	40,564	38,607	55,699	3	4
Capital Outlay	260,458	117,529	136,510	599,589	283,713	43	21
Debt Service	370,084	299,328	275,835	268,690	270,240	19	20
Other Expenditures	-	-	-	1,795,188	964,100	130	72
Total Expenditures	2,374,594	2,273,470	2,150,975	4,530,016	3,533,112	329	265
Surplus (Shortfall)	331,343	414,187	917,781	(25,857)	190,414	(2)	14
Financial Position							
All governmental funds							
Nonspendable	800,540	-	-	-	-	-	-
Restricted	241,700	174,701	647,769	716,965	569,795	52	43
Committed	2,453,693	-	-	-	2,002,809	-	150
Assigned	-	851,783	2,149,201	1,955,392	873,725	142	66
Unassigned	-	2,883,636	2,030,931	2,129,687	1,546,129	154	116
Total Fund Balance	3,495,933	3,910,120	4,827,901	4,802,044	4,992,458	348	374

CITIZENS' GUIDE TO LOCAL UNIT FINANCES - Alpine Township - Kent

						Per capita information	
	<u>2011</u>	<u>2012</u>	<u>2013</u>	<u>2014</u>	<u>2015</u>	<u>2014</u>	<u>2015</u>
<u>Liabilities not counted on a modified-accrual basis</u>							
Pensions							
<i>Date of actuarial valuation:</i>	6/30/2011	6/30/2012	6/30/2013	6/30/2014	6/30/2015		
Assets	-	-	-	-	-		
Actuarial Liability	-	-	-	-	-		
Unfunded (Overfunded)	-	-	-	-	-	-	-
Percent funded	#DIV/0!	#DIV/0!	#DIV/0!	#DIV/0!	#DIV/0!		
OPEB							
<i>Date of actuarial valuation:</i>	6/30/2011	6/30/2012	6/30/2013	6/30/2014	6/30/2015		
Assets	-	-	-	-	-		
Actuarial Liability	-	-	-	-	-		
Unfunded	-	-	-	-	-	-	-
Percent funded	#DIV/0!	#DIV/0!	#DIV/0!	#DIV/0!	#DIV/0!		
Sum of All Pension & OPEB Plans							
Assets	-	-	-	-	-		
Actuarial Liability	-	-	-	-	-		
Unfunded	-	-	-	-	-	-	-
Percent funded	#DIV/0!	#DIV/0!	#DIV/0!	#DIV/0!	#DIV/0!		
Debt:							
Bonds & Contracts Payable	1,400,000	1,657,842	1,441,227	1,226,722	1,001,974		
Capital Leases	-	-	-	-	-		
Other Contractual Debt	-	-	-	-	-		
Structured Debt	1,400,000	1,657,842	1,441,227	1,226,722	1,001,974	89	75
Employee Compensated Absences	28,376	30,548	25,197	27,145	28,926	2	2
Landfill Closure & Postclosure Care	-	-	-	-	-	-	-
Uninsured Losses	-	-	-	-	-	-	-
Other Claims & Contingencies	-	-	-	-	-	-	-
Total Long Term Debt (Excl. Pension & RHC)	1,428,376	1,688,390	1,466,424	1,253,867	1,030,900	91	77
Population information							
	13,467	13,544	13,637	13,787	13,336		

Contact information

Contact Name:

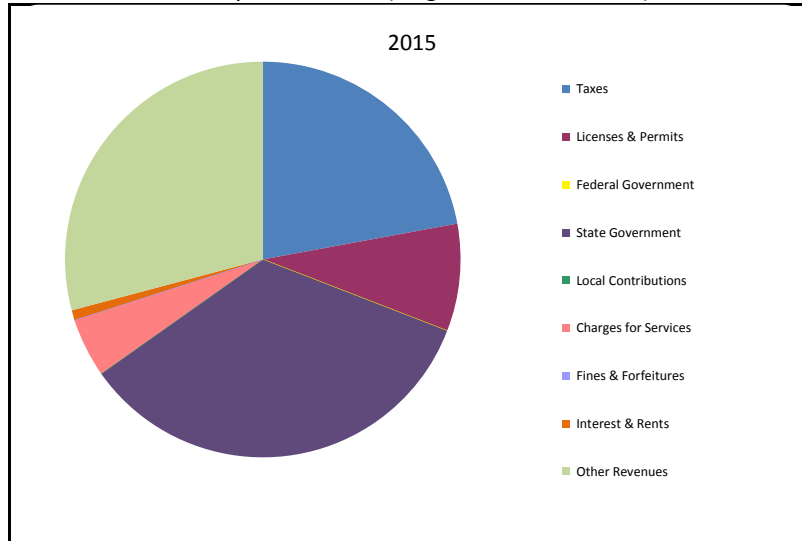
Alex Arends

Contact Phone Number:

616-784-1262

CITIZENS' GUIDE TO LOCAL UNIT FINANCES - Alpine Township - Kent

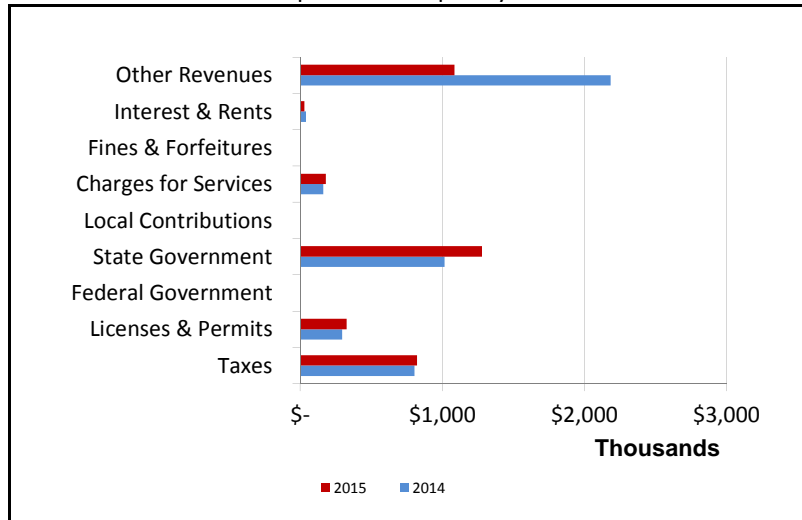
1. Where our money comes from (all governmental funds)



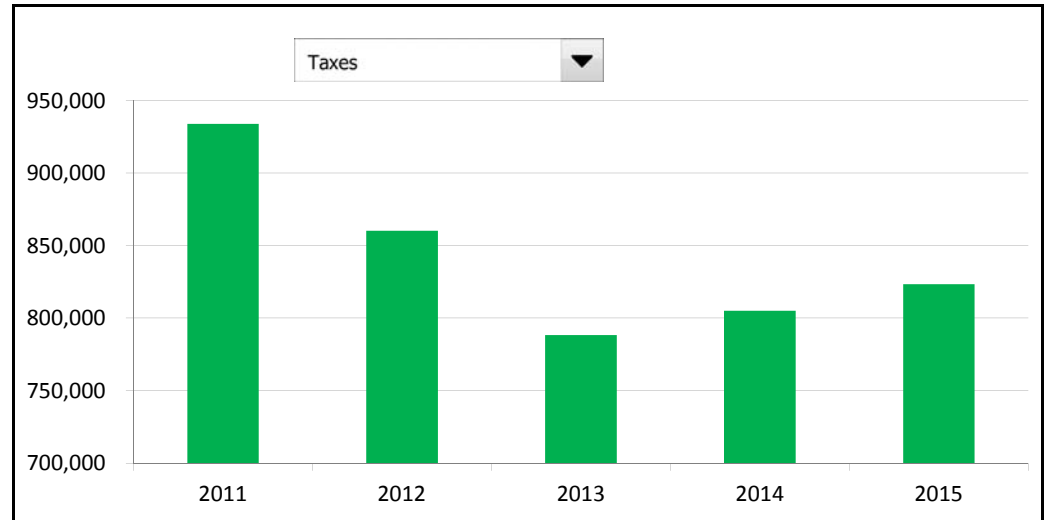
2. Compared to the prior year

	2014	2015	Change
Taxes	\$ 805,117	\$ 823,205	2.25%
Licenses & Permits	\$ 295,191	\$ 326,303	10.54%
Federal Government	\$ -	\$ -	N/A
State Government	\$ 1,016,123	\$ 1,278,747	25.85%
Local Contributions	\$ -	\$ -	N/A
Charges for Services	\$ 161,707	\$ 180,810	11.81%
Fines & Forfeitures	\$ -	\$ -	N/A
Interest & Rents	\$ 40,993	\$ 29,507	-28.02%
Other Revenues	\$ 2,185,028	\$ 1,084,954	-50.35%
Total Revenues	\$ 4,504,159	\$ 3,723,526	-17.33%

3. Revenue sources - compared to the prior year



4. Historical trends of individual sources

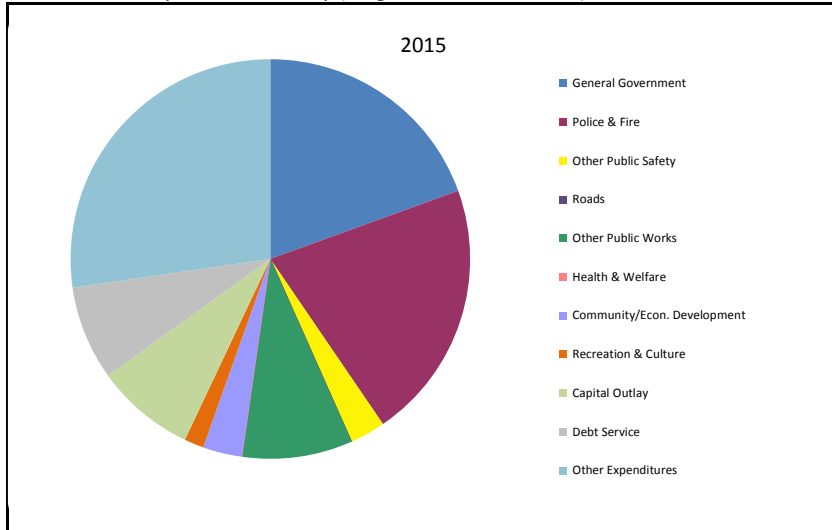


Commentary:

For more information on our unit's finances, contact Alex Arends at 616-784-1262.

CITIZENS' GUIDE TO LOCAL UNIT FINANCES - Alpine Township - Kent

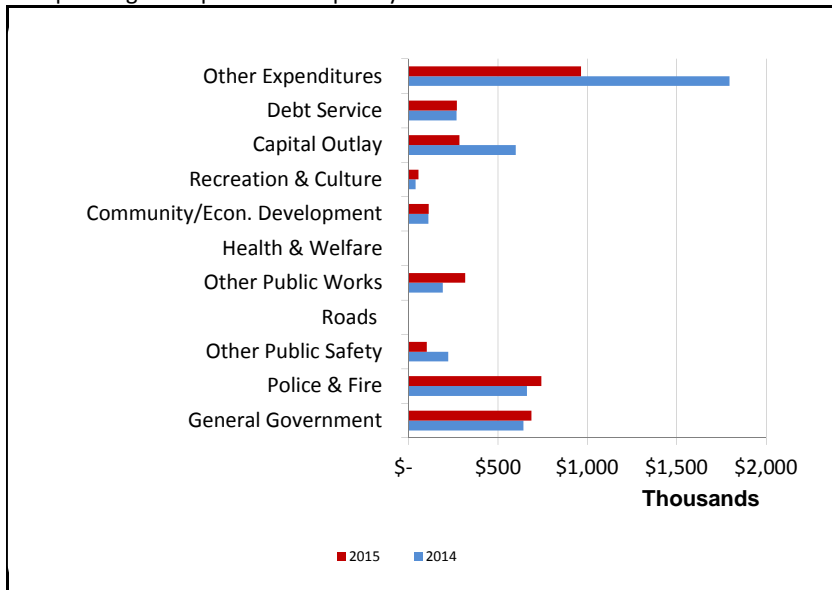
1. Where we spend our money (all governmental funds)



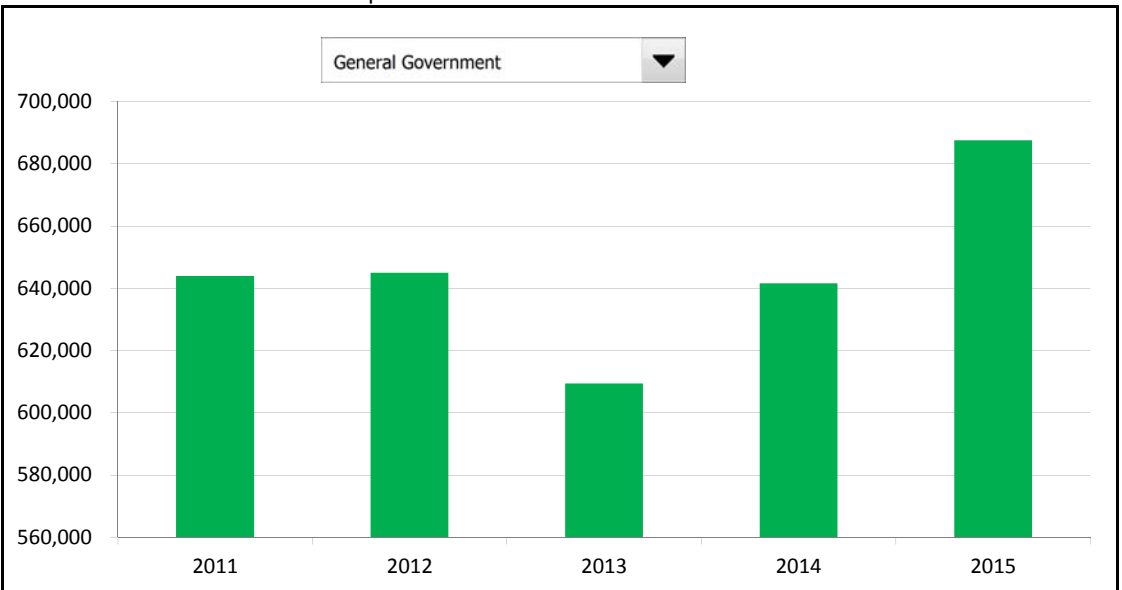
2. Compared to the prior year

	2014	2015	Change
General Government	\$ 641,653	\$ 687,593	7.16%
Police & Fire	\$ 662,792	\$ 741,880	11.93%
Other Public Safety	\$ 221,700	\$ 101,189	-54.36%
Roads	\$ -	\$ -	N/A
Other Public Works	\$ 190,975	\$ 316,680	65.82%
Health & Welfare	\$ -	\$ -	N/A
Community/Econ. Development	\$ 110,822	\$ 112,018	1.08%
Recreation & Culture	\$ 38,607	\$ 55,699	44.27%
Capital Outlay	\$ 599,589	\$ 283,713	-52.68%
Debt Service	\$ 268,690	\$ 270,240	0.58%
Other Expenditures	\$ 1,795,188	\$ 964,100	-46.30%
Total Expenditures	\$ 4,530,016	\$ 3,533,112	-22.01%

3. Spending - compared to the prior year



4. Historical trends of individual departments:

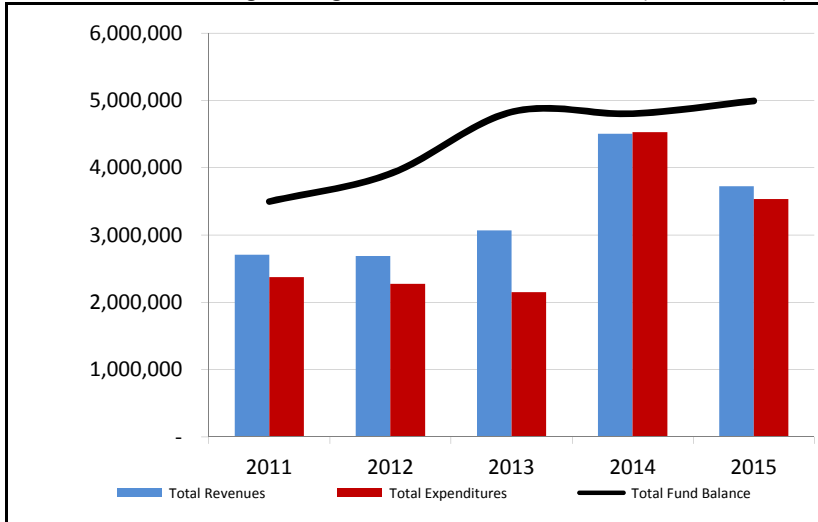


Commentary:

For more information on our unit's finances, contact Alex Arends at 616-784-1262.

CITIZENS' GUIDE TO LOCAL UNIT FINANCES - Alpine Township - Kent

1. How have we managed our governmental fund resources (fund balance)

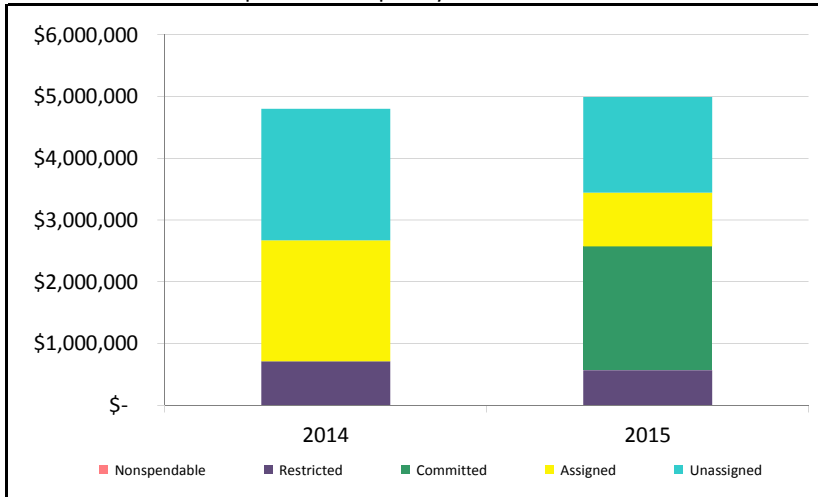


2. Compared to the prior year

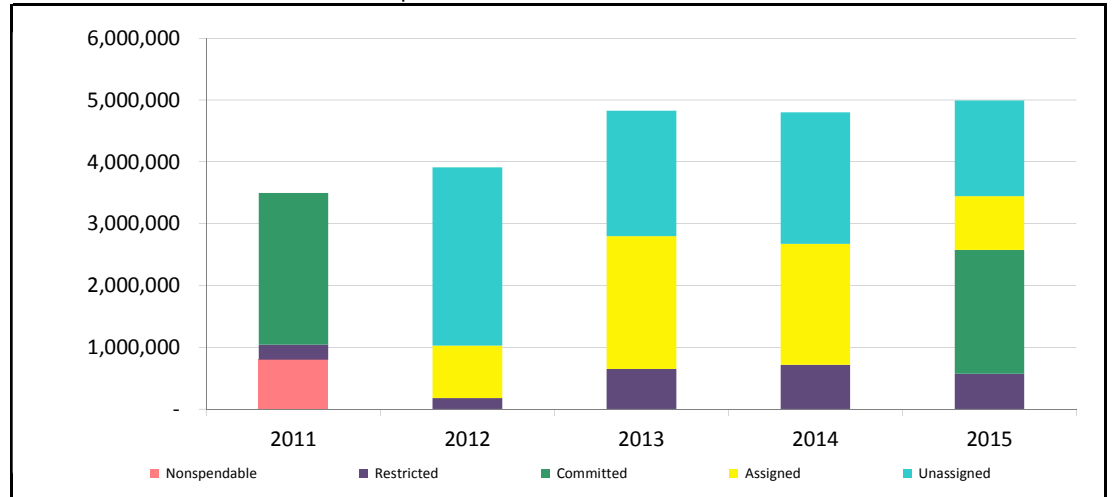
	2014	2015	Change
Revenues	\$ 4,504,159	\$ 3,723,526	-17.33%
Expenditures	\$ 4,530,016	\$ 3,533,112	-22.01%
Surplus (Shortfall)	\$ (25,857)	\$ 190,414	-836.41%

Fund balance, by component:	2014	2015	Change
Nonspendable	\$ -	\$ -	N/A
Restricted	\$ 716,965	\$ 569,795	-20.53%
Committed	\$ -	\$ 2,002,809	N/A
Assigned	\$ 1,955,392	\$ 873,725	-55.32%
Unassigned	\$ 2,129,687	\$ 1,546,129	-27.40%
Total Fund Balance	\$ 4,802,044	\$ 4,992,458	3.97%

3. Fund balance - compared to the prior year



4. Historical trends of individual components



Commentary:

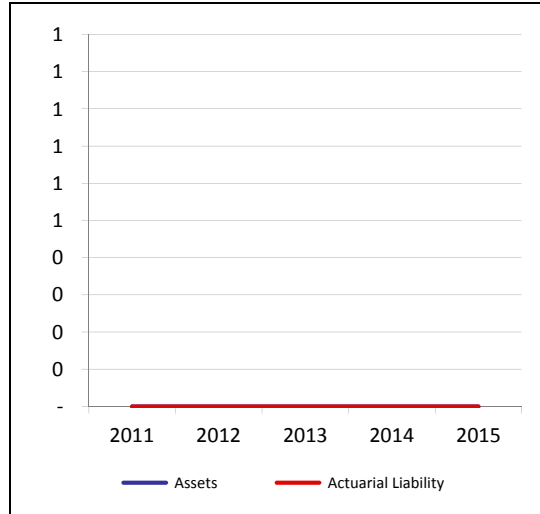
For more information on our unit's finances, contact Alex Arends at 616-784-1262.

CITIZENS' GUIDE TO LOCAL UNIT FINANCES - Alpine Township - Kent

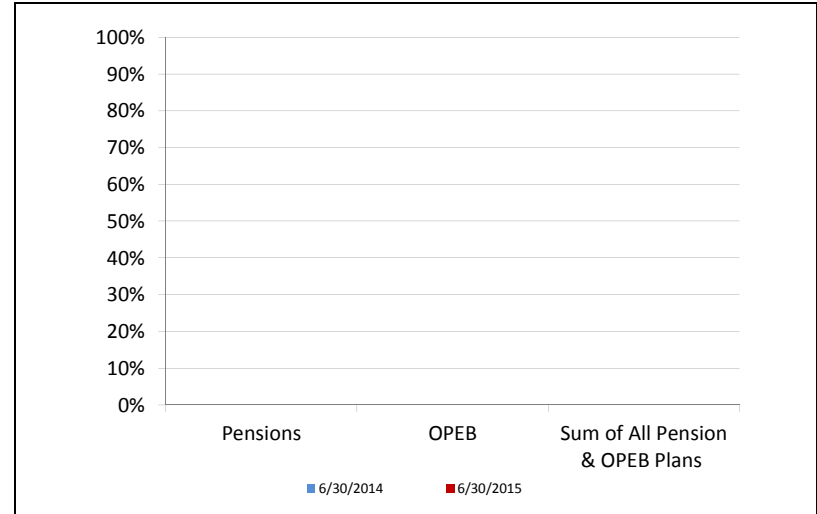
1. Pension funding status



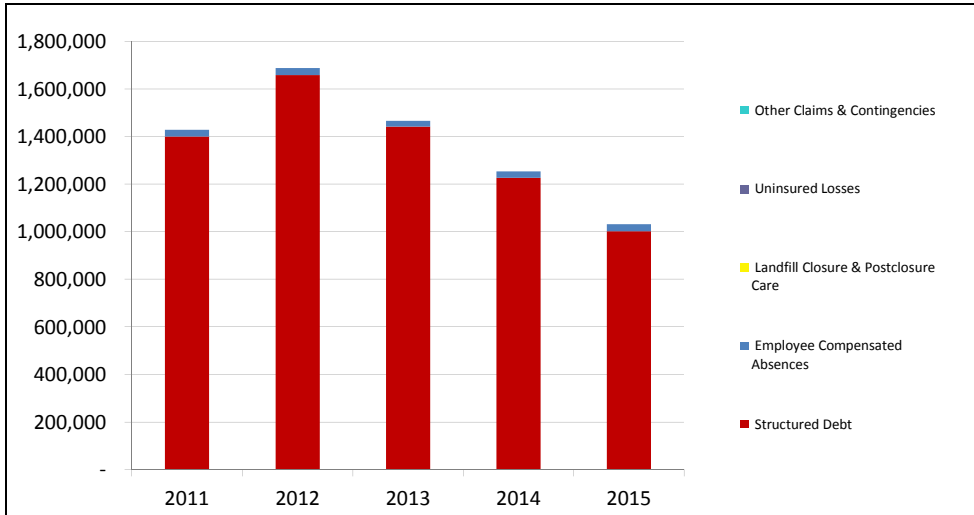
2. Retiree Health care funding status



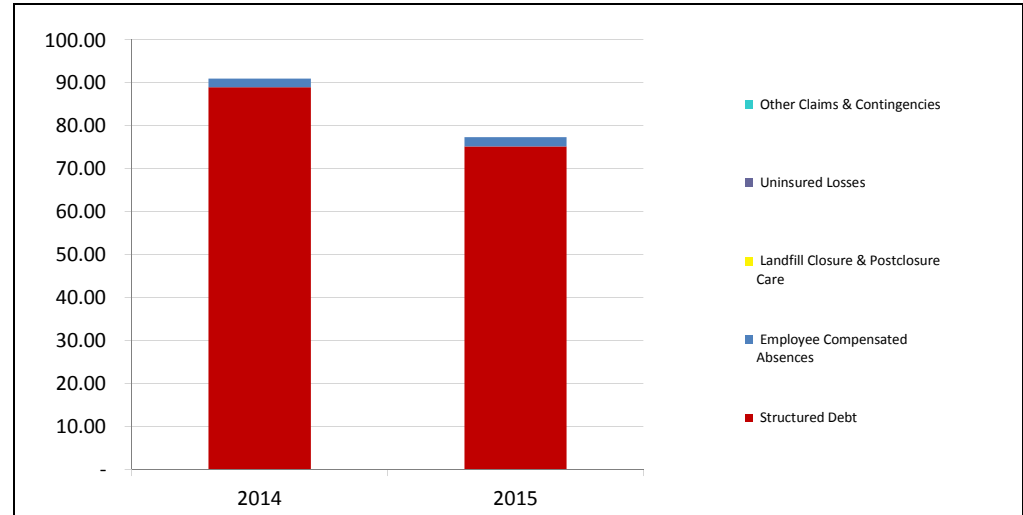
3. Percent funded - compared to the prior year



4. Long Term Debt obligations:



5. Debt & other long term obligations per capita - compared to the prior year



Commentary:

For more information on our unit's finances, contact Alex Arends at 616-784-1262.

<u>F-65 line</u>	<u>Description</u>	<u>Aggregation</u>	<u>2011</u>	<u>2012</u>	<u>2013</u>	<u>2014</u>	<u>2015</u>
	All Governmental Funds (col. A & b)						
	REVENUES						
101	Property taxes	Taxes	930,901	857,191	785,293	801,548	820,176
102	Tax reverted property	Taxes	-	-	-	-	-
103	Commercial facilities tax	Taxes	-	-	-	-	-
104	Trailer taxes	Taxes	2,879	2,951	2,857	3,569	3,029
105	Hotel/ motel tax	Taxes	-	-	-	-	-
106	Industrial facilities tax	Taxes	-	-	-	-	-
107	Income tax	Taxes	-	-	-	-	-
108	Business licenses & permits	Licenses & Permits	153,029	165,408	177,971	178,419	185,733
109	Non-business licenses & permits	Licenses & Permits	74,483	103,866	169,101	116,772	140,570
110	Federal govt. grants - general government	Federal Government	-	-	-	-	-
111	Federal govt. grants - public safety	Federal Government	-	-	-	-	-
112	Federal govt. grants - streets & highways	Federal Government	-	-	-	-	-
113	Federal govt. grants - sanitation	Federal Government	-	-	-	-	-
114	Federal govt. grants - health and/or hospitals	Federal Government	-	-	-	-	-
115	Federal govt. grants - welfare	Federal Government	-	-	-	-	-
116	Federal govt. grants - culture & recreation	Federal Government	-	-	-	-	-
117	Federal govt. grants - housing & community development	Federal Government	-	-	-	-	-
118	Federal govt. grants - water	Federal Government	-	-	-	-	-
119	Federal govt. grants - electric	Federal Government	-	-	-	-	-
120	Federal govt. grants - transit	Federal Government	-	-	-	-	-
121	Federal govt. grants - other	Federal Government	-	-	-	-	-
122	State revenue sharing	State Government	893,010	965,997	974,233	1,008,883	1,049,768
123	State aid - general government	State Government	-	-	-	-	-
124	State payment in lieu of taxes	State Government	-	-	-	-	-
125	State swamp and land taxes	State Government	-	-	-	-	-

<u>F-65 line</u>	<u>Description</u>	<u>Aggregation</u>	<u>2011</u>	<u>2012</u>	<u>2013</u>	<u>2014</u>	<u>2015</u>
126	State aid - public safety	State Government	-	-	-	-	223,250
127	State pass-thru of act 51(Streets)	State Government	-	-	-	7,240	-
128	State aid - streets & bridges	State Government	7,523	7,322	7,380	-	5,729
129	State aid - sanitation	State Government	-	-	-	-	-
130	State aid - health and/or hospitals	State Government	-	-	-	-	-
131	State aid - welfare	State Government	-	-	-	-	-
132	State aid - culture & recreation	State Government	-	-	-	-	-
133	State aid - housing & community development	State Government	-	-	-	-	-
134	State aid - water	State Government	-	-	-	-	-
135	State aid - electric	State Government	-	-	-	-	-
136	State aid - transit	State Government	-	-	-	-	-
137	State aid - other	State Government	-	-	-	-	-
138	Local donations - general government	Local Contributions	-	-	-	-	-
139	Local donations - public safety	Local Contributions	-	-	-	-	-
140	Local donations - streets & highways	Local Contributions	-	-	-	-	-
141	Local donations - sanitation	Local Contributions	-	-	-	-	-
142	Local donations - health and/or hospitals	Local Contributions	-	-	-	-	-
143	Local donations - welfare	Local Contributions	-	-	-	-	-
144	Local donations - culture & recreation	Local Contributions	-	-	-	-	-
145	Local donations - housing & community development	Local Contributions	-	-	-	-	-
146	Local donations - Gas, water, electric	Local Contributions	-	-	-	-	-
147	Local donations - transit	Local Contributions	-	-	-	-	-
148	Local donations - other	Local Contributions	-	-	-	-	-
149	Court-ordered fees and charges	Charges for Services	-	-	-	-	-
150	Statutory court fees & charges	Charges for Services	-	-	-	-	-
151	Clerk's office charges	Charges for Services	-	-	-	-	-
152	Election charges	Charges for Services	-	-	-	-	-
153	Register of Deeds fees	Charges for Services	-	-	-	-	-
154	All other statutory fees	Charges for Services	-	-	-	-	-

<u>F-65 line</u>	<u>Description</u>	<u>Aggregation</u>	<u>2011</u>	<u>2012</u>	<u>2013</u>	<u>2014</u>	<u>2015</u>
155	Fire run charges	Charges for Services	-	-	-	-	-
156	Police fees	Charges for Services	-	-	-	-	-
157	Other charges for services	Charges for Services	145,823	165,439	221,884	161,707	175,635
158	Parks and recreation fees	Charges for Services	-	-	-	-	-
159	Parking fees	Charges for Services	-	-	-	-	-
160	All other fees	Charges for Services	-	7,650	3,350	-	5,175
161	Fines, penalties & forfeits	Fines & Forfeitures	-	-	-	-	-
162	Interest & dividends	Interest & Rents	87,245	96,446	63,555	22,010	16,352
163	Rents & royalties	Interest & Rents	24,040	19,435	23,160	18,983	13,155
164	Misc. other revenue	Other Revenues	116,476	20,537	13,186	8,932	66,022
165	Special assessments	Other Revenues	270,423	275,415	618,677	380,908	54,832
166	Sale of fixed assets	Other Revenues	105	-	165	-	-
167	Contributions	Other Revenues	-	-	-	-	-
168	Ambulance services	Other Revenues	-	-	-	-	-
169	Other refunds & rebates	Other Revenues	-	-	7,944	-	-
170	Debt issuance	Other Revenues	-	-	-	-	-
171	Extraordinary/ Special items	Other Revenues	-	-	-	-	-
172	Interfund transfers In	Other Revenues	-	-	-	1,795,188	964,100
	EXPENDITURES						
201	Legislative	General Government	13,100	13,775	11,399	15,985	11,005
202	Judicial	General Government	-	-	-	-	-
203	Chief executive	General Government	65,891	66,328	68,648	70,165	69,790
204	Treasurer	General Government	87,779	88,926	91,764	93,991	93,650
205	Assessing	General Government	126,446	120,109	111,616	113,145	117,584
206	Clerk	General Government	85,518	76,511	81,273	82,492	95,355

<u>F-65 line</u>	<u>Description</u>	<u>Aggregation</u>	<u>2011</u>	<u>2012</u>	<u>2013</u>	<u>2014</u>	<u>2015</u>
207	Elections	General Government	21,936	9,465	15,793	1,323	20,604
208	Finance	General Government	-	-	-	-	-
209	Building & grounds	General Government	102,053	110,517	87,143	86,681	112,296
210	All other gen gov.	General government	141,297	159,355	141,764	177,871	167,309
211	Police	Police & Fire	338,591	347,518	340,962	379,391	370,450
212	Fire	Police & Fire	394,473	292,338	284,646	283,401	371,430
213	Combined public safety	Police & Fire	-	-	-	-	-
214	Dispatch (if separate)	Police & Fire	-	-	-	-	-
215	Jail	Police & Fire	-	-	-	-	-
216	Building regulations	Other Public Safety	92,945	88,662	97,158	105,109	101,189
217	Other public safety	Other Public Safety	-	115,335	58,025	116,591	-
218	DPW	Other Public Works	67,283	229,948	206,768	190,975	316,680
219	Roads & bridges	Roads	-	-	-	-	-
220	Trash disposal & landfilling	Other Public Works	-	-	-	-	-
221	Water & sewer	Other Public Works	-	-	-	-	-
222	Electricity	Other Public Works	-	-	-	-	-
223	Airports	Other Public Works	-	-	-	-	-
224	Public transportation	Other Public Works	76,347	-	-	-	-
225	Water (separate fund)	Other Public Works	-	-	-	-	-
226	Other public works	Other Public Works	-	-	-	-	-
227	Health dept.	Health & Welfare	-	-	-	-	-
228	Alcoholism & substance abuse	Health & Welfare	-	-	-	-	-
229	Hospital	Health & Welfare	-	-	-	-	-
230	Medical examiner	Health & Welfare	-	-	-	-	-
231	Mental health	Health & Welfare	-	-	-	-	-
232	Ambulance	Health & Welfare	-	-	-	-	-
233	Child care	Health & Welfare	-	-	-	-	-
234	Human services	Health & Welfare	-	-	-	-	-
235	Area agency on aging	Health & Welfare	-	-	-	-	-
236	Veterans' programs	Health & Welfare	-	-	-	-	-
237	Other health & welfare	Health & Welfare	-	-	-	-	-
238	Public housing	Community/Econ. Development	-	-	-	-	-
239	Planning & zoning	Community/Econ. Development	89,951	96,459	101,107	110,822	112,018

<u>F-65 line</u>	<u>Description</u>	<u>Aggregation</u>	<u>2011</u>	<u>2012</u>	<u>2013</u>	<u>2014</u>	<u>2015</u>
240	Economic development	Community/Econ. Development	-	-	-	-	-
241	Other community development	Community/Econ. Development	-	-	-	-	-
242	Parks & recreation	Recreation & Culture	24,452	30,666	25,410	26,602	38,906
243	Library	Recreation & Culture	8,864	6,117	6,187	5,799	4,974
244	Other cultural activities	Recreation & Culture	7,126	4,584	8,967	6,206	11,819
245	Fringe benefits not directly allocated to departments	Other Expenditures	-	-	-	-	-
246	Capital outlay	Capital Outlay	260,458	117,529	136,510	599,589	283,713
247	Debt service	Debt Service	370,084	299,328	275,835	268,690	270,240
248	Interfund transfers out	Other Expenditures	-	-	-	1,795,188	964,100
249	Extraordinary/ Special items	Other Expenditures	-	-	-	-	-
	FUND BALANCE						
531	Nonspendable	Nonspendable	800,540	-	-	-	-
532	Restricted	Restricted	241,700	174,701	647,769	716,965	569,795
533	Committed	Committed	2,453,693	-	-	-	2,002,809
534	Assigned	Assigned	-	851,783	2,149,201	1,955,392	873,725
535	Unassigned	Unassigned	-	2,883,636	2,030,931	2,129,687	1,546,129

This sheet has been protected with no password

Unlocked cells have conditional formatting set so that when they are blank, they are colored yellow.